

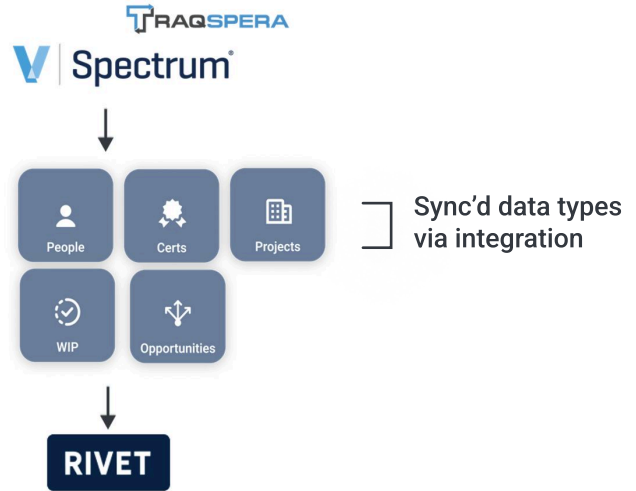
# Interstate Electrical Services



## BEFORE: DESIRED IMPROVEMENTS

- Forecasting:  
Labor forecasts for both active and perspective projects to see how they fit into current schedules
- Workforce Capacity & Labor Demand:  
A global company view that shows if have enough work to keep everyone fully maximized
- Team Scheduling Collaboration:  
View WIP, role breakdown and daily assignments

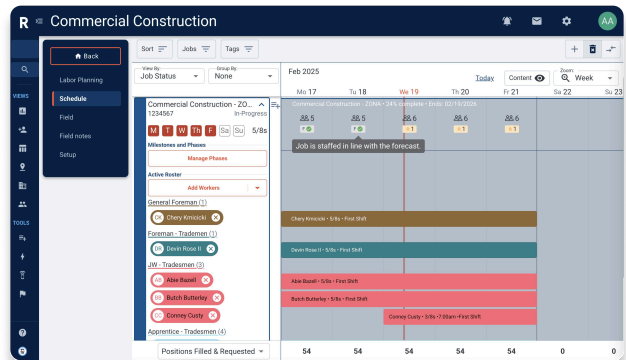
## AFTER: TODAY'S TOOLS & PROCESSES



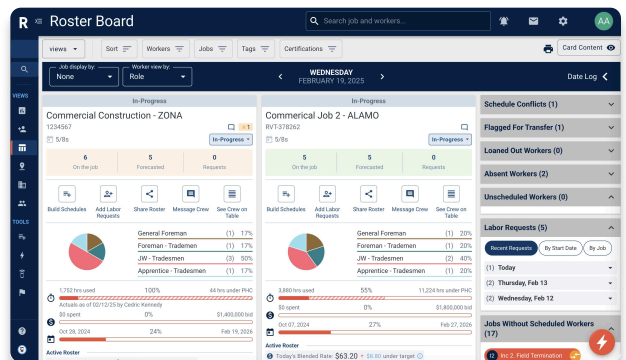
## WORKFORCE MANAGEMENT



1. Labor Plans for active and perspective projects. Active projects show WIP actuals to see labor utilization in real time.



2. Company-wide Labor Demand shows when we can take on more work.



3. Project Managers can view WIP, role breakdown and daily assignments all in one place.